



KRONA KOBLENZ presents

serie
KUBICA

NEW K6200

- The Evolution -



NewK6200 – The Evolution



- ★ **3D ADJUSTMENT WITH 3 ASSISTED, INDEPENDENT AND SELF-SUPPORTING ADJUSTMENTS:** for an easy and millimetric alignment of the door
- ★ **REVERSIBLE:** It can be used for both left and right opening direction
- ★ **CALIBRATED CAPACITIES:** which allow to use 2 or 3 hinges per door
- ★ **FLUID MOVEMENT:** 5 completely bushed fulcrums prevent the friction abrasion
- ★ **HINGE'S SOLIDITY:** thanks to the anti-torsione closed body
- ★ **EASY TO ADJUST:** with the new high precision levers thicknesseses on the vertical adjustment are requested
- ★ **NEW AND ELEGANT DESIGN**

PATENTED

MINIMUM PANEL THICKNESS: 32 mm

MAXIMUM CAPACITY: 45 kg with 2 hinges



60 kg with 3 hinges

Capacity to be reconfirmed, test in progress as per Norm: EN1935/CUAP 04.05/12



Hinge's dimensions

PERFECT INTERCHANGEABILITY
with the previous model




mm

“DOOR” writing to identify the side to fix on the panel

Galvanic superficial FINISH

CLOSED BODY IN ZAMAK 15



ADJUSTMENT INDICATORS

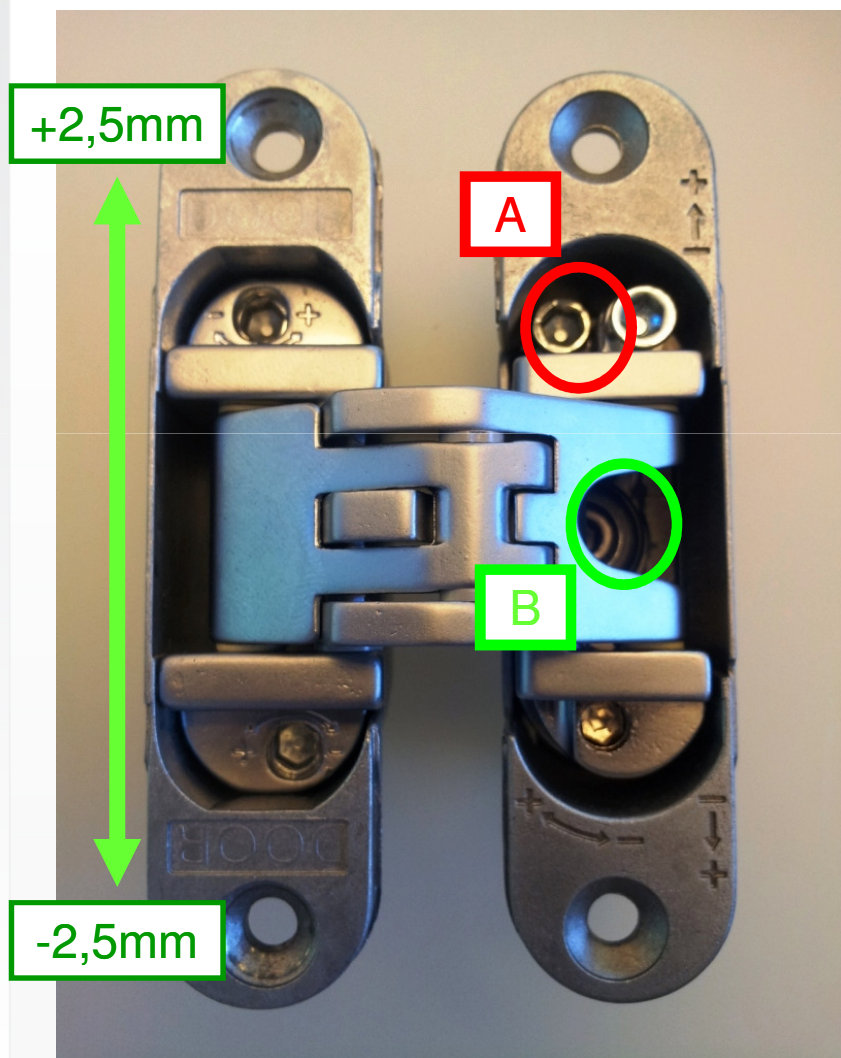


ROD DESIGN:
when the door is opened at 90° the rods are aligned and look like a unique body

CLUTCHES
between the rods in self-lubricating technopolymer

Adjustments: Vertical

The vertical adjustment is very easy since you do not need any thicknesses below the panel




- Unblock screw **A**
- Operate screw **B**
- Block screw **A**

USE AN ALLEN
KEY WITH
SPHERICAL
HEAD

KEY
NO.4




Adjustments: **HORIZONTAL**



- Act at the same time on screws **B**

KEY
NO.4

Adjustment – DEPTH



- Unblock screw **A**
- Operate screw **B**
- Block screw **A**

KEY
NO.4